


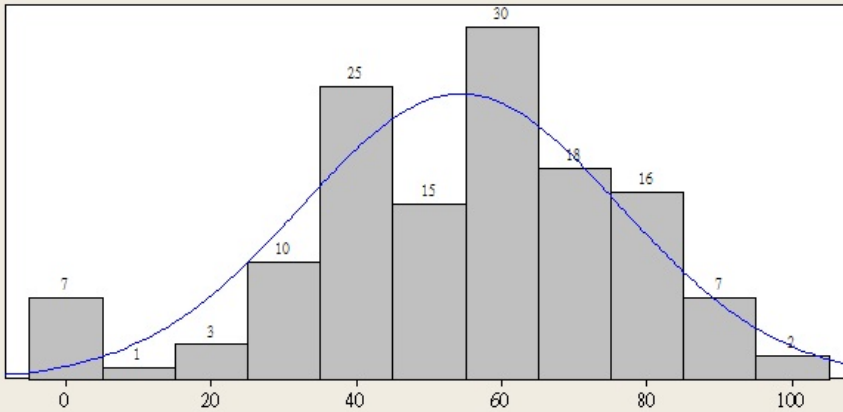
學號	小考1	小考2	小考3	Predict
99156101	95	88	83	115.27
99156258	73	95	88	110.93
99156141	96	72	85	109.63
99156207	85	88	77	108.33
99156158	78	92	74	105.73
99156155	85	78	80	105.3
99156139	62	88	92	104.87
99156225	92	69	80	104.43
99156125	69	77	92	103.13
99156237	76	60	100	102.27
99156137	92	74	65	100.1
99156256	88	56	82	97.93
99113027	54	73	95	96.2
99156260	70	72	80	96.2
99156250	91	74	55	95.33
99156124	96	52	70	94.47
99156254	70	60	88	94.47
99156255	66	71	79	93.6
99156130	76	64	74	92.73
99156127	87	68	58	92.3
99156206	85	72	53	91
99156231	66	84	59	90.57
99156281	82	87	38	89.7
99156109	70	50	84	88.4
99156242	72	90	41	87.97
99156220	73	45	83	87.1
99156115	65	66	69	86.67
99156233	75	51	74	86.67
98156182	60	54	85	86.23
98156161	79	75	44	85.8
99156283	64	74	59	85.37
99156128	49	68	79	84.93
99156146	71	64	59	84.07
99156235	81	56	54	82.77
99156140	62	79	49	82.33
99156249	72	71	46	81.9
99156118	63	51	74	81.47
98156222	59	56	72	81.03
99156238	42	64	80	80.6
99156247	53	72	60	80.17
99156150	51	58	74	79.3
99156219	51	62	70	79.3
99156113	49	69	64	78.87
98156101	54	50	77	78.43
97156120	71	65	44	78
98156118	50	48	79	76.7
99156103	40	75	60	75.83
99156239	42	50	83	75.83
99156251	51	39	85	75.83

99156252	63	51	59	74.97
99156122	50	36	85	74.1
99156259	69	45	57	74.1
98156156	63	45	61	73.23
98156233	55	65	46	71.93
99156107	44	54	67	71.5
99156201	56	53	55	71.07
99156135	54	50	59	70.63
99156223	45	44	74	70.63
99156229	77	64	22	70.63
99131040	34	84	44	70.2
99156157	64	54	43	69.77
98156104	40	56	65	69.77
99156224	61	64	34	68.9
99156133	57	64	38	68.9
99156154	56	61	41	68.47
99156248	45	63	49	68.03
99156211	20	88	47	67.17
99156222	52	39	64	67.17
99156243	54	50	51	67.17
99156151	46	64	44	66.73
99156234	42	44	68	66.73
99156102	50	55	47	65.87
99156209	46	27	79	65.87
99156217	80	12	59	65.43
99156116	46	52	51	64.57
99156119	43	32	74	64.57
97156123	54	36	59	64.57
99156153	51	40	57	64.13
99156215	47	56	45	64.13
99156136	45	43	59	63.7
99156114	54	31	59	62.4
99156216	85	0	59	62.4
99156111	40	61	40	61.1
98156112	50	32	59	61.1
99156210	54	32	55	61.1
99156138	40	66	34	60.67
97156135	55	26	59	60.67
98156203	54	12	73	60.23
98156231	64	40	35	60.23
98156208	55	42	38	58.5
99156149	32	39	63	58.07
99156228	28	53	53	58.07
99156117	46	34	53	57.63
99156236	56	51	26	57.63
96156130	50	37	44	56.77
99156230	48	17	66	56.77
99156147	59	30	41	56.33
99156227	46	20	64	56.33
98156247	44	36	47	55.03

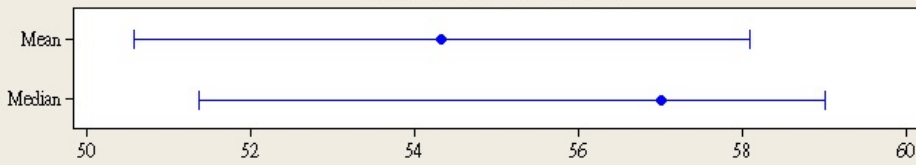
99156123	41	41	44	54.6
99156152	20	36	69	54.17
99156144	60	64	0	53.73
98156281	50	46	28	53.73
99156104	35	27	61	53.3
99156226	40	29	54	53.3
97156281	25	37	59	52.43
99156145	37	39	43	51.57
97156182	42	37	38	50.7
99156110	22	50	44	50.27
99156126	44	38	34	50.27
98156131	56	22	37	49.83
99156121	54	12	44	47.67
99156204	36	31	43	47.67
99156134	46	17	44	46.37
99156142	38	25	44	46.37
99156156	44	31	32	46.37
97155382	35	40	32	46.37
97156158	18	30	59	46.37
98156249	41	17	39	42.03
98156184	26	36	30	39.87
97156224	48	8	34	39
98156259	46	22	16	36.4
99156246	26	45	12	35.97
98156120	59	18	0	33.37
98156248	36	13	24	31.63
98156143	10	0	59	29.9
98156189	32	4	30	28.6
99156203	0	0	55	23.83
99156106	12	0	42	23.4
99156257	50	4	0	23.4
99156161	26	22	0	20.8
99156160	22	12	0	14.73
98156253	16	0	0	6.93
99156208	0	0	0	0

53.47015 47.90299 54.59701

Summary for 03



95% Confidence Intervals



Anderson-Darling Normality Test

A-Squared	0.93
P-Value	0.018

Mean	54.321
StDev	21.972
Variance	482.761
Skewness	-0.517204
Kurtosis	0.214584
N	134

Minimum	0.000
1st Quartile	41.000
Median	57.000
3rd Quartile	70.500
Maximum	100.000

95% Confidence Interval for Mean

Lower Bound	50.567
Upper Bound	58.075

95% Confidence Interval for Median

Lower Bound	51.357
Upper Bound	59.000

95% Confidence Interval for StDev

Lower Bound	19.619
Upper Bound	24.971