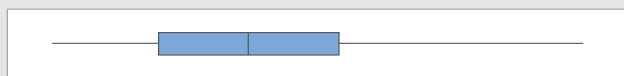
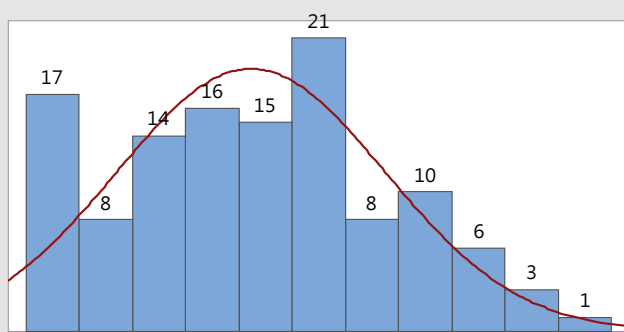


學號	3/13考試	predict
02156202	100	130
02156134	91	118.3
02156212	91	118.3
02156147	90	117
02156151	81	105.3
02156227	78	101.4
02156110	76	98.8
02156230	75	97.5
02156237	75	97.5
02156244	75	97.5
02156127	74	96.2
02156129	72	93.6
02156210	72	93.6
02156123	71	92.3
02156245	71	92.3
02156247	70	91
02156213	69	89.7
02156252	67	87.1
02156231	65	84.5
02156254	65	84.5
02156257	64	83.2
02156152	63	81.9
02156250	63	81.9
00156182	62	80.6
00156126	60	78
02156229	58	75.4
01156281	58	75.4
00156286	56	72.8
02156136	54	70.2
02156235	54	70.2
02156251	53	68.9
99156185	52	67.6
02156133	51	66.3
02156243	51	66.3
02156137	50	65
00156231	50	65
02156220	50	65
02156158	49	63.7
02156223	49	63.7
02156154	47	61.1
02156214	47	61.1
02156217	47	61.1
02156226	47	61.1
02156232	47	61.1
00156189	46	59.8
02156126	45	58.5

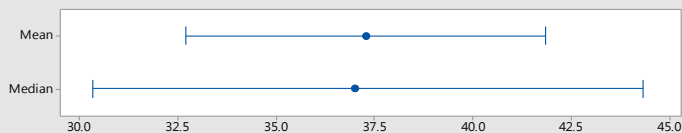
02156128	45	58.5
02156143	45	58.5
02156233	45	58.5
02156156	43	55.9
02156101	42	54.6
02156135	42	54.6
02156258	42	54.6
01156254	42	54.6
02156125	40	52
02156102	39	50.7
02156105	37	48.1
02156107	37	48.1
02156260	37	48.1
00156106	37	48.1
01156151	36	46.8
02156113	35	45.5
02156161	35	45.5
02156207	35	45.5
02156104	34	44.2
02156131	32	41.6
02156149	32	41.6
02156221	32	41.6
02156122	31	40.3
02156204	31	40.3
02156115	30	39
02156119	30	39
00156119	30	39
02156249	30	39
02156142	28	36.4
02156259	28	36.4
02156253	26	33.8
02156130	25	32.5
02156157	25	32.5
02156211	25	32.5
02156205	22	28.6
01156143	22	28.6
01156214	22	28.6
01156253	21	27.3
02156141	20	26
02156222	20	26
02156224	20	26
02156238	20	26
02156256	20	26
00156210	20	26
01156259	20	26
02156132	18	23.4

02156209	15	19.5
01156261	15	19.5
02156103	12	15.6
02156116	12	15.6
02156216	9	11.7
02156228	9	11.7
00113034	9	11.7
02156109	5	6.5
02156155	5	6.5
01156231	5	6.5
02156163	3	3.9
3882142	3	3.9
02156236	2	2.6
01156247	2	2.6
02156138	0	0
02156208	0	0
02156255	0	0
01156186	0	0
02156108	0	0
02156186	0	0
01156183	0	0
00156289	0	0
99156161	0	0
01156124	0	0
01156225	0	0
01156252	0	0
00156237	0	0

第一次小考



95% Confidence Intervals



Anderson-Darling Normality Test

A-Squared 0.84
P-Value 0.029

Mean 37.269
StDev 25.226
Variance 636.351
Skewness 0.230928
Kurtosis -0.707791
N 119

Minimum 0.000
1st Quartile 20.000
Median 37.000
3rd Quartile 54.000
Maximum 100.000

95% Confidence Interval for Mean

32.690 41.848

95% Confidence Interval for Median

30.349 44.302

95% Confidence Interval for StDev

22.377 28.913