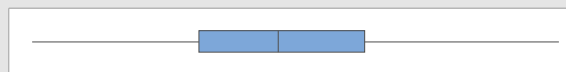
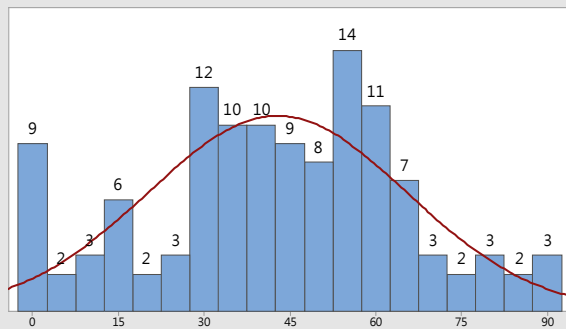


學號	小考1	小考2	小考3	小考4	total	predict
02156147	90	81	115	86	372	120.9
02156151	81	80	115	87	363	117.975
02156202	100	84	96	82	362	117.65
02156210	72	80	107	90	349	113.425
02156244	75	71	105	81	332	107.9
02156212	91	72	112	55	330	107.25
02156252	67	72	97	92	328	106.6
02156237	75	75	110	57	317	103.025
02156127	74	75	89	70	308	100.1
02156110	76	62	96	70.787879	304.78788	99.056061
02156129	72	64	108	60	304	98.8
02156227	78	41	106	73	298	96.85
02156254	65	63	102	64	294	95.55
02156158	53	79	94	67	293	95.225
02156245	71	75	97	48	291	94.575
02156258	47	74	106	52	279	90.675
02156134	91	53	71	60	275	89.375
99156161	62.90404	60	95	55	272.90404	88.693813
02156250	63	64	85	60	272	88.4
02156131	32	77	91	65	265	86.125
02156251	53	63	97	49	262	85.15
02156226	47	59	86	67	259	84.175
02156213	69	50	69	70	258	83.85
02156257	64	62	97	35	258	83.85
02156229	58	63	79	54	254	82.55
00156182	62	48	80	61	251	81.575
01156252	57.166667	62.883333	76	51	247.05	80.29125
02156125	40	60	85	60	245	79.625
02156133	51	60	81	52	244	79.3
02156230	75	61	56	52	244	79.3
02156157	25	75	80	56	236	76.7
99156185	52	60	68	55	235	76.375
02156152	63	43	74	54	234	76.05
02156154	47	39	74	73	233	75.725
02156217	52	59	62	59	232	75.4
02156223	49	31	85	67	232	75.4
02156249	30	48	89	62	229	74.425
02156204	31	49	56	90	226	73.45
02156222	20	59	94	53	226	73.45
02156247	70	40	80	36	226	73.45
02156101	42	35	63	81	221	71.825
00156210	20	40	97	64	221	71.825
02156233	45	66	77	31	219	71.175
01156254	42	36	87	53	218	70.85
02156105	37	43	79	58	217	70.525

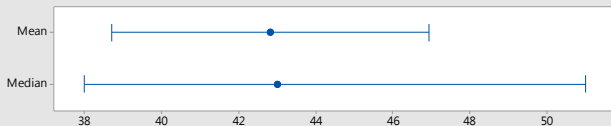
02156123	71	40	59	46	216	70.2
02156128	45	36	71	62	214	69.55
02156231	65	35	84	30	214	69.55
01156281	58	51	54	46	209	67.925
02156209	15	68	82	43	208	67.6
02156228	9	50	93	55	207	67.275
02156137	50	44	74	38	206	66.95
02156232	47	49	70	39	205	66.625
02156220	50	58	53	41	202	65.65
02156224	20	54	79	49	202	65.65
02156102	39	38	72	51	200	65
02156113	35	54	54	56	199	64.675
02156253	26	48	89	36	199	64.675
01156214	22	52	68	57	199	64.675
00156189	46	36	61	55	198	64.35
00156126	60	49	56	32	197	64.025
02156143	45	31	58	61	195	63.375
02156149	37	43	76	38	194	63.05
01156259	20	57	79	38	194	63.05
02156235	54	39	61	37	191	62.075
00156106	39	32	81	39	191	62.075
02156119	30	51	77	31	189	61.425
02156107	37	36	68	43	184	59.8
02156126	45	50	48	41	184	59.8
02156207	35	54	63	32	184	59.8
02156221	32	43	69	34	178	57.85
02156236	2	43	86	46	177	57.525
00156119	30	32	75	39	176	57.2
02156243	51	28	68	28	175	56.875
02156161	35	43	51	43	172	55.9
02156208	0	58	50	63	171	55.575
02156103	12	48	64	45	169	54.925
02156256	20	32	59	58	169	54.925
00156237	36.36	40	63	29	168.36	54.717
01156151	36	57	64	8	165	53.625
00156231	50	46	38	30	164	53.3
02156214	47	35	48	34	164	53.3
02156142	28	49	48	35	160	52
00156286	56	50	37	16	159	51.675
02156156	43	50	53	10	156	50.7
02156136	54	25	54	21	154	50.05
02156130	25	42	50	35	152	49.4
02156259	28	40	81	0	149	48.425
00113034	9	35	74	29	147	47.775
02156115	30	38	48	29	145	47.125
01156124	32.818182	28	48	33	141.81818	46.090909

02156109	5	50	37	46	138	44.85
02156122	31	36	22	47	136	44.2
02156205	22	40	44	29	135	43.875
01156183	0	31	77	23	131	42.575
01156247	2	0	73	56	131	42.575
02156135	42	17	32	37	128	41.6
01156253	21	30	53	17	121	39.325
02156132	18	0	56	41	115	37.375
02156138	0	35	50	30	115	37.375
02156163	3	9	86	17	115	37.375
01156143	22	43	25	23	113	36.725
02156116	12	0	48	39	99	32.175
02156104	34	10	32	19	95	30.875
02156260	37	26	10	15	88	28.6
02156141	20	22	38	0	80	26
01156225	0	42	20	16	78	25.35
02156238	20	27	15	11	73	23.725
02156211	25	20	25	0	70	22.75
01156186	0	16	36	14	66	21.45
03882142	3	22	9	27	61	19.825
02156216	9	18	0	0	27	8.775
01156261	15	0	0	5	20	6.5
02156155	5	11	0	0	16	5.2
01156231	5	0	4	5	14	4.55
02156255	0	9	0	0	9	2.925
02156108	0	0	0	0	0	0
02156186	0	0	0	0	0	0
00156289	0	0	0	0	0	0

第四次小考



95% Confidence Intervals



Anderson-Darling Normality Test

A-Squared	0.60
P-Value	0.114
Mean	42.822
StDev	22.660
Variance	513.469
Skewness	-0.122246
Kurtosis	-0.414373
N	119
Minimum	0.000
1st Quartile	29.000
Median	43.000
3rd Quartile	58.000
Maximum	92.000
95% Confidence Interval for Mean	38.708 46.935
95% Confidence Interval for Median	38.000 51.000
95% Confidence Interval for StDev	20.101 25.971