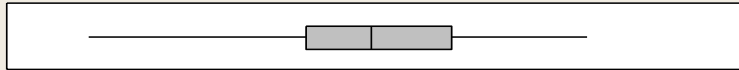
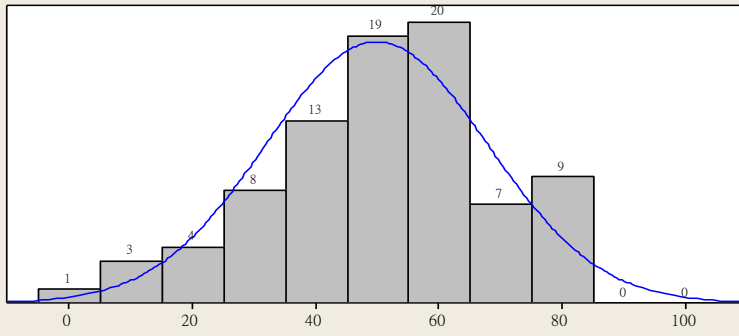


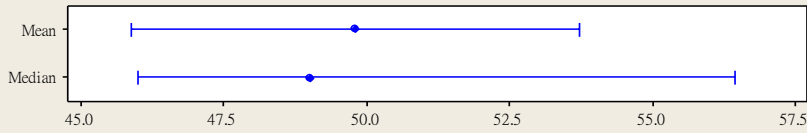
學號	第一次小考	目前總分	目前預測學期分
04156136	84	84	113.4
04153332	83	83	112.05
02135027	80	80	108
05156204	78	78	105.3
05156241	78	78	105.3
05156601	76	76	102.6
04156182	75	75	101.25
05156240	75	75	101.25
05156287	75	75	101.25
04156204	73	73	98.55
05156251	73	73	98.55
05156226	71	71	95.85
05156233	71	71	95.85
04156255	68	68	91.8
05156212	66	66	89.1
05154105	65	65	87.75
04156284	64	64	86.4
05156244	64	64	86.4
05156248	64	64	86.4
04156130	63	63	85.05
05156202	62	62	83.7
05156285	62	62	83.7
05156602	62	62	83.7
05156246	61	61	82.35
05156254	61	61	82.35
05156220	60	60	81
05156234	60	60	81
05156222	59	59	79.65
05156208	58	58	78.3
05156243	58	58	78.3
05156206	57	57	76.95
05156236	57	57	76.95
05156242	57	57	76.95
05156252	56	56	75.6
05156182	55	55	74.25
05156217	55	55	74.25
04156133	53	53	71.55
05156215	53	53	71.55
05156203	52	52	70.2
04156235	49	49	66.15
05156228	49	49	66.15
05156238	49	49	66.15
05156259	49	49	66.15
05156272	49	49	66.15
04156256	48	48	64.8

05156214	48	48	64.8
05156229	48	48	64.8
05156258	48	48	64.8
03153325	47	47	63.45
04156186	47	47	63.45
04156282	46	46	62.1
05156210	46	46	62.1
02155133	45	45	60.75
05156213	45	45	60.75
05156239	45	45	60.75
04156137	44	44	59.4
02156155	43	43	58.05
05156219	42	42	56.7
05156231	42	42	56.7
05156218	41	41	55.35
05156227	40	40	54
05156211	39	39	52.65
05156247	39	39	52.65
05156120	38	38	51.3
05156245	38	38	51.3
05156232	37	37	49.95
05156235	37	37	49.95
03156144	36	36	48.6
03156173	34	34	45.9
04156104	33	33	44.55
04156105	32	32	43.2
04156281	32	32	43.2
04156132	31	31	41.85
04156149	30	30	40.5
05156224	29	29	39.15
05156209	28	28	37.8
06925602	22	22	29.7
05156261	20	20	27
04156110	16	16	21.6
04156135	15	15	20.25
05156237	14	14	18.9
04156254	13	13	17.55
04156152	12	12	16.2
02156163	3	3	4.05
03156171		0	0
04156172		0	0
04156241		0	0
05156286		0	0

# 第一次小考



**95% Confidence Intervals**



## Anderson-Darling Normality Test

A-Squared 0.32  
P-Value 0.525

Mean 49.786  
StDev 18.025  
Variance 324.893  
Skewness -0.320477  
Kurtosis -0.221022  
N 84

Minimum 3.000  
1st Quartile 38.250  
Median 49.000  
3rd Quartile 62.000  
Maximum 84.000

95% Confidence Interval for Mean  
45.874 53.697

95% Confidence Interval for Median  
46.000 56.427

95% Confidence Interval for StDev  
15.651 21.255